

ADMISSIONS PROCEDURES

FOR COLLEGE OF LAW – FILIPINO APPLICANTS

STEP 1: APPLICATION

- Apply for admission to DLSU-D through the DLSU-D Admissions Portal: <https://admission.dlsud.edu.ph/admission/login.aspx> or scan the QR code.
- Fill out the required fields in your admissions account and upload the following pre-admission documents:
 - Official Transcript of Records with GPA, GPA must be **86 above** (If your Transcript of Records does not display your GPA, please include a copy of your Certificate of GPA)
 - 2x2 colored I.D. picture with white background and name tag
 - PSA-issued birth certificate
 - PSA-issued marriage certificate (for married female applicants)
 - Latest fitness to study Medical Certificate (for Applicants with declared disability)
- Submit your online application to generate your DLSU-D application form.

SCAN TO APPLY!



STEP 2: VALIDATION

- Pay the non-refundable and non-transferable **₱1,500.00** application fee.
- Click on **“Proceed to Payment Portal”** to be redirected to the Payment Portal for the **Service Invoice**.
- Use the complete **Service Invoice Number** (i.e. *INV2024/01/000001*) under the “Invoice Number” column as your reference/subscriber number when you pay thru the following payment channels:
 - University Cashiers at Ayuntamiento De Gonzalez Building, Counters 14, 15 or 16.
 - Bills Payment with BDO, Metrobank, BPI, or Unionbank.
 - DLSU-D BUX Checkout Page (“BUX”) accessible in this link: <https://app.bux.ph/DLSUD>.
- Check your DLSU-D Admissions Portal account within three (3) working days for the examination details and instructions.
- Examinees who will be taking the online **Law Admissions Test (LAT)** are required to attend the **ORIENTATION** before taking the test. The **ZOOM LINK** for orientation will be available in your Admission Portal once you have uploaded the application fee.
 - NO orientation, NO exam/LAT.
 - Take the Law Admissions Test (LAT).
 - Access the result of the LAT via DLSU-D Admissions Portal within **ten (10) working days**.

STEP 3: INTERVIEW


- For the LAT passers, the interview schedule will be provided via the DLSU-D Admissions Portal. Applicants will submit themselves to an interview conducted by the **College of Law Interviewing and Screening Panel**.
- After the interview, check the application status via DLSU-D Admissions Portal and/or registered email address within **five (5) working days**.

STEP 4: ENROLLMENT


- Submit the documentary requirements to the **Office of the University Registrar** during the designated schedule.
- Follow the enrollment schedule and procedures in the DLSU-D Admissions Portal.


DOCUMENTARY
REQUIREMENTS





 Ayuntamiento De Gonzales, De La Salle University – Dasmariñas
DBB – B, Dasmariñas City, Cavite, Philippines 4115

 Cavite Line: +63 (46) 481-1900 | Manila Line: +63 (2) 8779-5180
Local Line: (3030)

 DLSU-Dasmariñas Center for Student Admissions

 dlsudadmissions

 admission@dlsud.edu.ph



**CENTER FOR
STUDENT
ADMISSIONS**